

# Wamákħaškaŋ Ób Wówaši Ečhúnpi

Written by Fay Robinson

[www.readinga-z.com](http://www.readinga-z.com)


# Wamákháškaŋ Ób Wówaši Ečhúŋpi

A Reading A–Z Shared Reading Book  
Word Count: 295



## Home Connection: Inflectional ending *-ing*

Your reader is learning to recognize verbs with the inflectional ending *-ing*, such as *helping*. As your reader reads the book with you, have him or her look for examples of verbs with this ending. Have your reader list the words and the page numbers on which they are found. Challenge your reader to think of two more verbs with an *-ing* ending and add them to the list, too. Your reader can bring the list to school to share with the class.



**Reading a-z**

Visit [www.readinga-z.com](http://www.readinga-z.com)  
for thousands of books and materials.

# Wamákhshaq̄ Ób Wówaši Ečhúŋpi



Written by Fay Robinson

[www.readinga-z.com](http://www.readinga-z.com)

# Wówapi Okášpe

Wamákħaškaŋ Thewíčhayaħila Hąŋtaŋš.....4

Wamákħaškaŋ ób Wówaši.....5

Šúŋka Kastó Wíŋyaŋ waŋ Wíuŋyuŋğapi.....11

Okášpe Eháke..... 13

Wičhóiyē .....14



# Wamákháškaŋ Thewíčhayañhila Háŋtaŋš...

Wamákháškaŋ thewíčhayañhila he? Míš-eyá!  
Wamákháškaŋ ób wówaši ečhánuŋ yačhíŋ héči,  
wówaši óta yukhé!





## Wamákħaškaŋ ób Wówaši

Wíŋyaŋ kiŋ lé wamákħaškaŋ okhúže thípi waŋ  
él wówaši ečhúŋ.

Wamákħaškaŋ aphíwičhaya héčha.

Waníyaŋpi waŋží khúže háŋtaŋš asníye. Waná  
šúŋka waŋ tháŋčhán iwáŋyaŋke.

Wičháša kiŋ lé wamákháškaŋ okáške waŋ él  
wówaši ečhúŋ.

Wamákháškaŋ **wayáašlaya** héčha.

Waúŋspewičhákhiye iyéčheča. Hípi kiŋ  
wamákháškaŋ ečhétkiya wówičhakiyake. Waná  
zuzéča waŋ wičhákípazo na iwóglake.



Wínyaŋ kiŋ lé wamnítu opázo waŋ él  
wówaši ečhúŋ. Oyús'ó wówaši ečhúŋ.  
Hoğán na táku wičháyuhapi hená  
wówičhak'u na šna zaniya wičhákhuwa.  
Waná ožánžanġlepi kiŋ mahétaŋhaŋ pažáža.









Wičháša kinj lé wamákháškan  
**wičhóni abléza** hécha.


Wamákháškan awičhableziŋ na  
šna ówičhakiye. Waná mniwáŋča  
khéya wítka hoŋpí waŋ ok'ín na  
wítka kinj thokhánl égnakiŋ kte.



Wičháša kiŋ lé iŋš-eyá  
wamákháškaŋ wičhóni abléza  
héčha.

**Čháğa Makháwita** él wówaši  
ečhúŋ. Waná mniwáŋča šúŋka  
glešká eyá awíčhableze.





Wínyañ kin lé waníyanpi  
**yuńópa** othí wañ él wówaši  
ečhún. Šúnka čha  
wičháyuńhope s'a. Šúnka  
wičháyužaža na šna hín  
owíčhakičiyuksé. Waná  
šúnka wañ **wayúphiya**  
10 yuńópe.





## Šúnka Kastó Wínyan wanj Wíunyuŋğapi

Cynthia waníyanpi  
yuĥópa othí wanj yuhá.  
Wíunyuŋğapi na léchel  
ogláke.

### Tákuwe waníyanpi wičháyuĥópa wówaši ečhámun yačhíj he?

Líla waníyanpi waštéwičhawaláke. Wimáčhiŋčala  
uŋ héhaŋ šúnka wičhúnyuhapi.

Thewičhawaĥila na agná wičháyužaža  
awaštewalake.

### Tókheškhe šúnka wičháyuĥopapi unspénič'ičhiya he?

Waníyetu akémašakpe uŋ héhaŋ, waníyanpi yuĥópa  
othí ektá tĥoká wówaši ečhámun.

**Táku iyótaŋ awáštəyalaka he?**

Šúnka kiŋ ahíhpewiĉhákijapi ĉháŋna  
šápapi na ĝáŋpi, na miglúštaŋ ĉháŋšna  
waštémnapí na ówanɣaŋ waštépi.  
Ĉháŋna líla ímataŋ.

**Táku nakúŋ slol'úŋyaŋpi  
kta iyéĉheĉa he?**

Igmú kĥó wiĉhábluĥope.  
Hó éyaš eyášna líla iyókphipi šni!



# Okášpe Eháke

aníyanpi naínš wamákháškan  
waštéwichayaláka héči, níš-eyá  
ób wówaši ečhánun oyákihi.  
Táku wówaši ečhánun yačhín  
he?



## Wičhóiyē

**asníyA (wóškaŋ)** – táku ečhéča šni héči  
aphíkičičhiye. (o. 5)

**Čháğa Makháwita (wóčhaže waŋkátuya)** –  
makháwita thánka kiŋ lé makhógmigma él  
itókağata láhčin ħpáyin átaya čháğa ečhéča.  
(o. 9)

**wamnítu opázo (wóčhaže)** – lél hoğán  
očháže na táku mniwánča na mnisní él úŋpi  
k'éyaš kašká wičháyhapi. (o. 7)

**wayáašlaya (wóškaŋ)** – takúku oyáte kiŋ  
abléswičhaye. (o. 6)

**wayúphiya (wóškaŋokiye)** – ožúla uŋspé čha  
taŋyán ečhún. (o. 10)

**wičhóni abléza (wóčhaže)** – wapásike kiŋ lé  
táku makhá akánl ní úŋpi kiŋ iyúha  
awíčhableziŋ na šna uŋspéič'ičhiye. (o. 8)

**yuhópA (wóškaŋ)** – táku khičhányin na  
ówanyaŋ wašté káđe. (o. 10)

**Photo Credits:**

Front cover: © Annie Griffiths Belt/National Geographic Stock; back cover: © REUTERS/Kirsten Neumann; title page: © REUTERS/Ina Fassbender; page 3: © ZUMA Wire Service/Alamy; page 4 (top left): © Flirt/Superstock; page 4 (top right): © iStockphoto.com/Victoria Rayu; page 4 (bottom): © Exactostock/Superstock; page 5: © Dann Tardif/LWA/Corbis; page 6: © David Kilpatrick/Alamy; page 7: © REUTERS/Pascal Rossignol; page 8: © Pete Oxford/Minden Pictures; page 9: © Michael Nolan/SpecialistStock/SplashdownDirect/Rex/Rex/USA; page 10: © Jessica Hill/AP Images; pages 11 (top left), 12 (top right, bottom): Geoff Sheerer/© Learning A-Z; pages 11 (icon), 12 (icon): © Dreamzdesigner/Dreamstime.com; page 13: © Belinda Images/Superstock

Working with Animals  
Shared Reading Book  
Level 2  
© Learning A-Z  
Written by Fay Robinson

All rights reserved.  
[www.readinga-z.com](http://www.readinga-z.com)